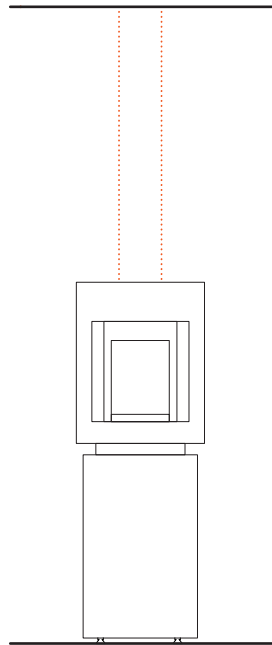


## PELLETOFEN

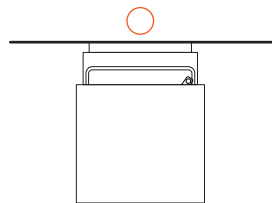
MÖGLICHKEITEN FÜR  
RAUCHROHR-ANSCHLÜSSE

Masse in mm  
Stand Januar 2010

V1  
**Rauchrohr in Wand  
integriert**

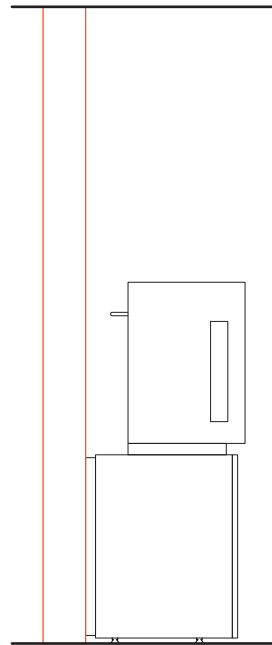


Frontalansicht

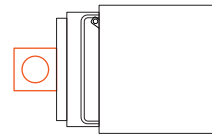


Grundriss

V2  
**Ofen frei im Raum  
stehend**

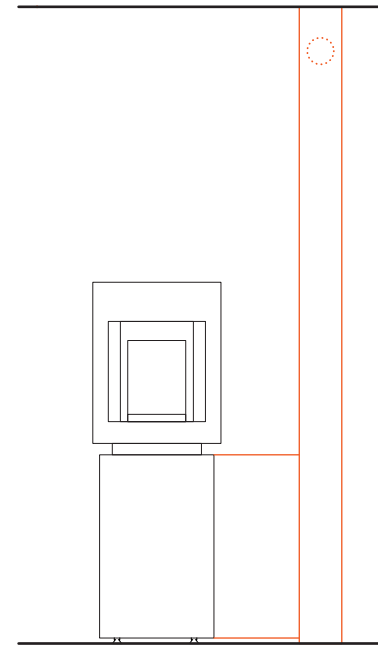


Seitenansicht

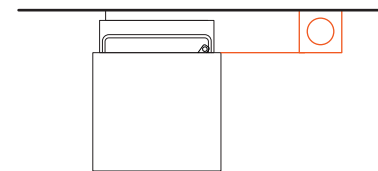


Grundriss

V3  
**Rauchrohranschluss  
seitlich oben in der Wand**

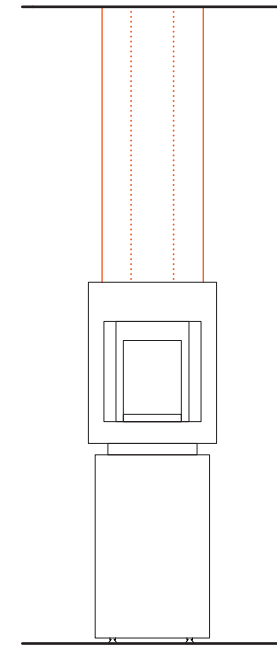


Frontalansicht

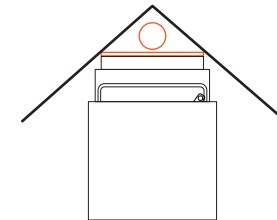


Grundriss

V4  
**Ofen in der Ecke  
stehend Rauchrohr  
im Raum mit Blende  
verkleidet**

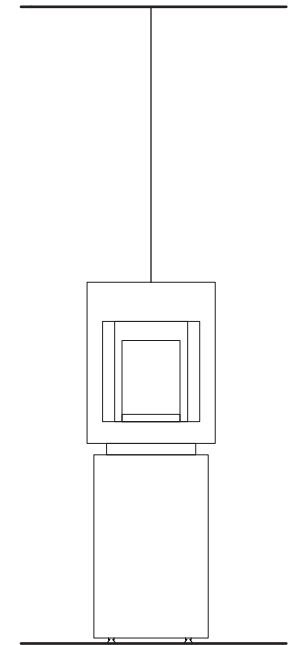


Frontalansicht

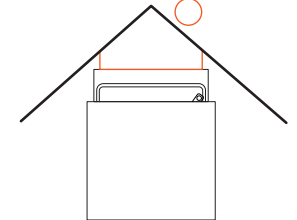


Grundriss

V5  
**Ofen in der Ecke  
stehend Rauchrohr in  
Wand integriert**



Frontalansicht



Grundriss